

Fume Eliminator

Portable source capture directly on welding torch




The Fume Eliminator is designed to be carried to the working area. Connected to a welding torch or to an extraction nozzle, the FE unit extracts the fume directly at source. FE 840 has a manual start/stop function while the FE 841 has an automatic start/stop function, which starts the unit as soon as the welding begins. Suitable for extraction of fume from maintenance welding applications.

- Portable and easy to carry
- Low service costs
- Manual or automatic start/stop function
- User friendly

Product name	Fume Eliminator
Noise level (dB(A))	73
Filter efficiency (%)	99,7
Installation	Indoor
Material	Sheet metal
Filter cleaning method	One way filter
Working pressure (kPa)	22
Max Airflow (m3/h)	150
Hose Diameter (mm)	44
Hose length (m)	2.5
No of phases	1
Filter type	Cartridge
Number of filter elements	1



Fume Eliminator

Image	Description	Power Voltage (V)	Frequency (Hz)	Filter material	Electric plug	Weight (kg)	Power (kW)	Model
	FE 840 Manual start/stop	230	50	Cellulose	Euro (CEE 7/2 P+E)	16	1	70840000
	FE 840 Manual start/stop	120	50	Cellulose	UK	16	1	70840100
	FE 840 Manual start/stop	230	50	Cellulose	UK	16	1	70840442
	FE 840 Manual start/stop	230	50	Cellulose	Euro (CEE 7/2 P+E)	16	1	70840443*
	FE 841 Automatic start/stop	230	50	Cellulose	Euro (CEE 7/2 P+E)	16	1	70841000**
	FE 841 Automatic start/stop	230	50	Cellulose	UK	16	1	70841010**
	FE 841 Automatic start/stop	120	50	Cellulose	UK	16	1	70841100**
	FE 841 Automatic start/stop	120	60	Cellulose	US	16	1	70841125**
	FE 841 Automatic start/stop	230	50	Cellulose	Euro (CEE 7/2 P+E)	16	1	70841126***
	FE 841 EU+Nozzle Kit	230	50	Cellulose	Euro (CEE 7/2 P+E)	16	1	70841410
	FE 841 UK+Nozzle Kit Items included in the kit: 70841010: FE 841 Automatic start/stop 70854000: Funnel nozzle TM-200	230	50	Cellulose	UK	16	1	70841400
	FE 840 120V USA with TM-80 Trumpet Nozzle	120	60	Cellulose	US		1.1	86900937
		120	60		US			86900941
		120	60					86900942
		120						86900938








*Hose outlet on the clean air side

Fume Eliminator

***Indicator for filter exchange*

****Hose outlet on the clean air side and indicator for filter exchange*

Fume Eliminator

	Accessory	Part No
	Filter (replacement) for Fume Eliminator	70324000
	Funnel nozzle TM-80	70851000
	Flange nozzle PM-300	70853000
	Funnel nozzle TM-200	70854000
	Metal filter compl. for FE 840/841	70284001
	Metal filter for FE 840/841	70282004
	Hose Superflex, Black	70400026