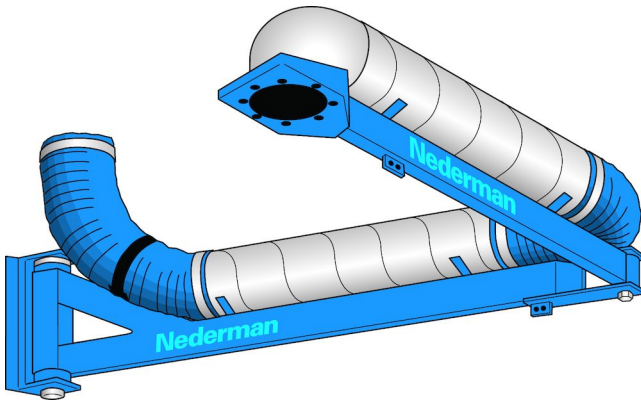


Extension Arm

The Extension arm is designed to be used when extra reach is needed





The Nederman extension arm for extraction arms is designed to be used when extra reach is needed. The extension is manufactured from robust steel profiles. The extension can be connected direct to a single fan or to a ducted system.

The extension arm is suspended by a pivoting wall bracket close to the wall and a joint on the middle of the product, which makes it flexible in all directions. The product is equipped with a universal bracket at the end which fits all Nederman extraction arms, exhaust reels or single exhaust extractors. The arm is equipped with a diameter 200mm (7,78") hose, for high airflows. Duct kits are ordered separately from the list of accessories.

It is possible to support other products to the extension arm such as welding machines, hose and cable reels ,etc. All arm parts are treated with Nederman blue colour, except for the metal ducts which are galvanized.

Product name	Extension Arm
Installation	[Indoor]
Material	Powder coated steel
Extraction arm diameter (mm)	200
Airflow (m3/h)	600 - 2000
Colour	Blue








Extension Arm

[image]	Description	Arm length (m)	Weight (kg)	[model]
	Extension arm 4,2m	4,2	73	10506635*
	Extension arm 6m	6	93	10507735**

*Maximum load on outer arm, 100 kg

**Maximum load on outer arm, 60 kg. Max length of extraction arms 4 m for original and 3 m for NEX MD/HD

Extension Arm

[accessory]		[partno]
	Duct kit fume, ext. arm 6 m, Ø 200 mm	10374360*
	Duct kit exhaust, ext arm 6 m, Ø 200 mm	10374374**
	Duct kit exhaust, ext. arm 4,2 m, Ø 200 mm	10374375***
	Duct kit fume, ext. arm 4,2 m, Ø 200 mm	10374376*
	Duct kit exhaust, ext. arm 4,2 m, Ø 200 mm	10376440****
	Duct kit exhaust, ext. arm 6 m, Ø 200 mm	10376441****
	Arm bracket exhaust reel	20374358

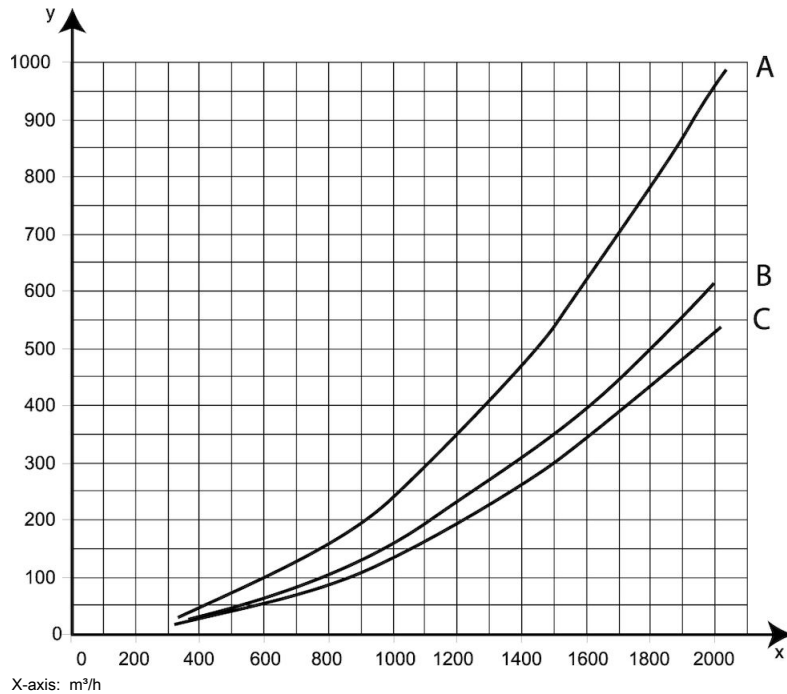
*PVC hose and galvanised steel pipe

**NR-CP hose and galvanised steel pipe

***NFC2 hose and galvanised steel pipe

****NFC3 hose and galvanised steel pipe

Extension Arm



A: Extension arm bent 40° (to its limit).

B: Extension arm bent 90°.

C Extension arm is straight.

Original extraction arms	Maximum 4 m
NEX MD extraction arms	Maximum 3 m
NEX HD extraction arms	Maximum 3 m
Single and Twin exhaust equipment	All models
Exhaust Hose reels	All models

Recommended additional equipment

Extension Arm

